

Appendix C: Essex Local Area Agreement 2006/08 Reward Targets (2007/08 Results)

Indicator	How we performed...											Where we need to be...		Supporting Notes	
	2006/07 Result	2007/08 Target	2007/08 Result	Direction of Travel	Met Target?	2008/09 Target	2009/10 Target								
Proposed Thematic Partnership: Children & Young People's Strategic Partnership Board															
LAA Pr6T1: Percentage of pupils in Year 11 who leave school without entering full-time education, employment or training (target schools)	12.8%	12.1%	7.0%	△	Y	10.9%	9.8% (2009 Exams)						Results and targets relate to previous academic year. Reward attached: £3.082m		
LAA Pr7T1: Number of schools below the floor targets in English and/or Maths at the end of KS2	85	75	59	△	Y	60 (2008 Exams)	-						Results and targets relate to previous academic year. Reward attached: £0.154m		
	BAS	BRA	BRE	CAS	CHE	COL	EPP	HAR	MAL	ROC	TEN	UTT			
	15	5	0	2	5	10	4	10	0	1	4	0			
LAA Pr7T1: Attainment at KS2 English at level 4 or above for target schools - percentage	70%	70%	70%	◁▷	Y	74% (2008 Exams)	-						Results and targets relate to previous academic year. Reward attached: £0.770m		
	BAS	BRA	BRE	CAS	CHE	COL	EPP	HAR	MAL	ROC	TEN	UTT			
	60%	74%	80%	61%	68%	69%	75%	69%	82%	79%	73%	83%			
LAA Pr7T1: Attainment at KS2 English at level 4 or above for target schools - average points score	26.0	27.6	26.3	△	N	29 (2008 Exams)	-						Results and targets relate to previous academic year. Reward attached: £0.308m		
	BAS	BRA	BRE	CAS	CHE	COL	EPP	HAR	MAL	ROC	TEN	UTT			
	25.5	26.7	27.3	24.8	25.9	25.9	26.7	26.2	27.3	27.1	26.6	27.9			
LAA Pr7T1: Attainment at KS2 Maths at level 4 or above for target schools - percentage	67%	67%	66%	▽	N	72% (2008 Exams)	-						Results and targets relate to previous academic year. Reward attached: £1.387m		
	BAS	BRA	BRE	CAS	CHE	COL	EPP	HAR	MAL	ROC	TEN	UTT			
	57%	72%	82%	54%	65%	65%	72%	66%	78%	80%	66%	80%			

Appendix C: Essex Local Area Agreement 2006/08 Reward Targets (2007/08 Results)

Indicator	How we performed...												Where we need to be...		Supporting Notes	
	2006/07 Result		2007/08 Target		2007/08 Result		Direction of Travel			Met Target?				2008/09 Target		2009/10 Target
LAA Pr7T1: Attainment at KS2 Maths at level 4 or above for target schools - average points score	25.8		27.6		26.0		△			N				29.0 (2008 Exams)	-	Results and targets relate to previous academic year. Reward attached: £0.462m
	BAS	BRA	BRE	CAS	CHE	COL	EPP	HAR	MAL	ROC	TEN	UTT				
	25.3	26.4	28.0	24.9	25.7	25.8	26.4	25.9	27.1	27.4	25.8	27.6				
LAA Pr7T3: Percentage school sessions missed for looked after children	8.2% (baseline)		6.9%		8.9%		▽			N				5.5%	4.1%	Results and targets relate to previous academic year. Reward attached: £1.027m
LAA Pr7T3: Percentage of children looked after for 12 months achieving level 4 or above at KS2 in English	44.2%		41.3%		47.5%		△			Y				44.0%	46.8% (2009 Exams)	Results and targets relate to 3 academic year rolling averages. Reward attached: £0.342m
LAA Pr7T3: Percentage of children looked after for 12 months achieving level 4 or above at KS2 in Maths	37.7%		37.2%		44.4%		△			Y				38.9%	40.6% (2009 Exams)	Results and targets relate to 3 academic year rolling averages. Reward attached: £0.342m
LAA Pr7T3: Percentage of children looked after for 12 months achieving level 4 or above at KS2 in Science	59.5%		50.6%		58.2%		▽			Y				53.0%	55.5% (2009 Exams)	Results and targets relate to 3 academic year rolling averages. Reward attached: £0.342m
LAA Pr7T3: Percentage of children looked after for 12 months achieving 5 GCSEs at A*-G or GNVQ equivalent	41.4%		43.7%		45.2%		△			Y				46.0%	48.2% (2009 Exams)	Results and targets relate to 3 academic year rolling averages. Reward attached: £1.027m

Appendix C: Essex Local Area Agreement 2006/08 Reward Targets (2007/08 Results)

Indicator	How we performed...						Where we need to be...		Supporting Notes			
	2006/07 Result	2007/08 Target	2007/08 Result	Direction of Travel	Met Target?	2008/09 Target	2009/10 Target					
LAA Pr8T1: Percentage of young people leaving care who are shown to be in accommodation that meets their needs	76.6%	55.0%	89%	△	Y	55.5%	-	Reward attached: £3.082m				
Proposed Thematic Partnership: Community Wellbeing and Older People's Board												
LAA Pr4T1: Percentage of those aged 65 and over who have received home care services/direct payments and are satisfied with help received from Adult Social Care	47.4%	62.28%	N/a	N/a	N/a	64.73% (Feb 2009)	-	It is not possible to report against 2007/08 until a sufficient response rate to the survey is achieved. Reward attached: £1.541m				
LAA Pr4T2: Number of emergency unscheduled acute hospital bed days occupied by people aged 75 or over in NHS hospitals in Essex	364,158	403,878	356,682	△	Y	-	-	The target has ended. Provisional Reward: £3.082m				
	BAS	BRA	BRE	CAS & ROC	CHE	COL	EPP	HAR	MAL	TEN	UTT	
	30,397	32,604	40,499	46,328	29,014	34,015	41,667	24,198	17,419	41,399	19,142	
Proposed Thematic Partnership: Safer Essex												
LAA Pr9T1: All those killed or seriously in road traffic collisions - number	987	842	884	△	N	-	-	Results and targets relate to calendar year. The target has ended, achieving 66.4% of stretch. Provisional Reward: £3.082m x 66.4% = £2.046m				
	BAS	BRA	BRE	CAS	CHE	COL	EPP	HAR	MAL	ROC	TEN	UTT
	83	98	62	39	88	98	131	40	48	31	91	75

Appendix C: Essex Local Area Agreement 2006/08 Reward Targets (2007/08 Results)

Indicator	How we performed...												Where we need to be...		Supporting Notes
	2006/07 Result	2007/08 Target		2007/08 Result	Direction of Travel			Met Target?			2008/09 Target	2009/10 Target			
LAA Pr10T1: Percentage of traders who are willing to supply alcohol to young people in Essex	27%	25%		21%	△			Y			15%	-	Reward attached: £1.027m		
	BAS	BRA	BRE	CAS	CHE	COL	EPP	HAR	MAL	ROC	TEN	UTT			
	16%	18%	20%	15%	29%	16%	35%	31%	0%	17%	19%	25%			
LAA Pr10T1: Percentage of young people on the books of the Essex Youth Offending Service who have re-offended with an offence relating to drugs or alcohol	8.00%	8.29%		8.40%	▽			N			7.29%	-	Reward attached: £1.027m		
LAA Pr10T1: Percentage of care leavers who are misusing drugs and/or alcohol	14.5%	26%		15.9%	▽			Y			25.5%	-	Reward attached: £1.027m		
Proposed Thematic Partnership: 'Sustainable Essex' Partnership															
LAA Pr5T1: Car user journey times: percentage of journeys that are less than or equal to the average travel time - specified inter-urban routes	78.5%	92.4%		97.2%	△			Y			95% Index 217.77	-	Results and targets relate to performance in quarter 4 only. Reward attached: £0.770m		
LAA Pr5T1: Car user journey times: percentage of journeys that are less than or equal to the average travel time - combined radial routes	85%	93.8%		95.2%	△			Y			95%	-	Results and targets relate to performance in quarter 4 only. Reward attached: £0.770m		
LAA Pr5T2: Car user journey times: reduction in average journey time per person in minutes - specified inter-urban routes	140	146.7		135.2	△			Y			145.94	-	Results and targets relate to performance in quarter 4 only. Reward attached: £0.770m		

Appendix C: Essex Local Area Agreement 2006/08 Reward Targets (2007/08 Results)




Indicator	How we performed...												Where we need to be...		Supporting Notes			
	2006/07 Result	2007/08 Target	2007/08 Result	Direction of Travel	Met Target?	2008/09 Target	2009/10 Target											
LAA Pr5T2: Car user journey times: reduction in average journey time per person in minutes - combined radial routes	46.4	43.15	46.7	▽	N	42.93	-							Results and targets relate to performance in quarter 4 only. Reward attached: £0.770m				
LAA Pr12T1: Household waste collected per head of population - number of kilograms collected this year	519.2	544	504	△	Y	543.5	-							Reward attached: £1.027m				
	BAS	BRA	BRE	CAS	CHE			COL	EPP	HAR	MAL	ROC	TEN		UTT			
	447	402	396	392	464	361	419	371	374	397	325	412						
LAA Pr12T1: Ecological footprint - domestic energy (gas and electricity) kWh/capita/yr	N/a	1,956	N/a	N/a	N/a	1,905kg	-							The 2006/07 result is dependent on the release of national data, expected June 2009. Reward attached: £1.027m				
LAA Pr12T1: Ecological footprint - car travel CO2 per capita	N/a	1,514	N/a	N/a	N/a	1,490kg	-							The 2006/07 result is dependent on the release of national data, expected October 2008. Reward attached: £1.027m				
LAA Pr12T2: Percentage of household waste sent for recycling or composting - all waste	34.2%	37%	38%	△	Y	39.5%	-							Reward attached: £3.082m				
	BAS	BRA	BRE	CAS	CHE			COL	EPP	HAR	MAL	ROC	TEN		UTT			
	32%	43%	41%	27%	35%	33%	42%	24%	35%	19%	27%	54%						

Appendix C: Essex Local Area Agreement 2006/08 Reward Targets (2007/08 Results)

Indicator	How we performed...												Where we need to be...		Supporting Notes
	2006/07 Result	2007/08 Target		2007/08 Result	Direction of Travel			Met Target?				2008/09 Target	2009/10 Target		
LAA Pr12T2: Percentage of household waste sent for recycling - non biodegradable waste	9.01%	8.5%		10.4%	△			Y				10%	-		
	BAS	BRA	BRE	CAS	CHE	COL	EPP	HAR	MAL	ROC	TEN	UTT			
	9.5%	9.5%	11.3%	5.9%	7.3%	8.0%	10.1%	6.2%	8.8%	7.7%	9.2%	13.6%			
LAA Pr12T5: Percentage of land within the County which falls below an acceptable level (Grade B) with regards to detritus and litter	16%	19%		11%	N/a			Y				14%	-	The 2006/07 result reflects best available data and is not comparable to 2007/08. Reward attached: £1.387m	
	BAS	BRA	BRE	CAS	CHE	COL	EPP	HAR	MAL	ROC	TEN	UTT			
	10%	7%	10%	4%	18%	19%	27%	9%	3%	15%	9%	4%			
LAA Pr12T5: Percentage of land within the targeted gateway areas which falls below an acceptable level (Grade B) with regards to detritus and litter	30%	27%		26%	N/a			Y				20%	-	The 2006/07 result reflects best available data and is not comparable to 2007/08. Reward attached: £1.079m	
	PITSEA		STANWAY			HARBOUR		HARWICH							
	6%		12%			29%		56%							
LAA Pr12T5: Percentage of people expressing satisfaction with the quality of the local environment around gateway areas	66%	68%		-	-			N/a				71%	-	Whilst required to set a 2007/08 target within the LAA, an interim survey was not carried out. Performance will next be measured by a full satisfaction survey undertaken in 2008/09, as outlined in the Agreement. Reward attached: £0.616m	
LAA Pr14T4: Bus patronage (selected routes)	4.05m	4.01m		4.14m	△			Y				4.15m	-	Reward attached: £1.541m	

Appendix C: Essex Local Area Agreement 2006/o8 Reward Targets (2007/o8 Results)

Key

LAA PrxTx	Indicator features in the Local Area Agreement 2006-o8 (LAA) against the Priority (Prx) and Target (Tx) reference shown
N/a	Data is not available or not comparable
-	Data is not required or comparisons not appropriate
	Performance shown against 2007/o8 has improved since the previous year
	Performance shown against 2007/o8 has remained at the level achieved in the previous year
	Performance shown against 2007/o8 has declined since the previous year
Y	The 2007/o8 result has met or exceeded the target for that year
N	The 2007/o8 result has not met the target for that year

BAS	Where available, the 2007/o8 result is shown broken down to a district level
100%	